

Inspection Report

Provided By



Coal Coast Inspections

20a Bath St, Thirroul, New South Wales, 2515
P 0412853666
nigel@completebuild.com.au

Inspection Address

Dwelling D 13-35 Asquith St, Austinmer, NSW, 2515



Report Information

Client Information

Client Name McGrath Real Estate - Thirroul

Inspection Information

Report/Agreement # 180924115842388

Inspection Date: 18 Sep 2024

Inspection Time: 12:00 PM

Pest And Building Inspection

The Scope of the Inspection:

This report Complies with Australian Building Standards AS 4349.1-2007. Inspection of Buildings Part 1: Pre-Purchase Inspections-Residential Buildings- Appendix "C" and with AS 4349.3-2010 (Visual Timber Pest Inspection Report)

The inspection WILL NOT report on items listed in Appendix "D" of AS43491.2007

If the property is part of a Strata or Company Title , then Appendix "B" of the Australian Standards applies.

Special Requirements:

Unless stated otherwise in the report It is acknowledged that there are no special requirements placed on this inspection that are outside the scope of the abovementioned Australian Standard.

Changes to the Pre Inspection Agreement:

Unless stated otherwise in the report It is acknowledged that if any inspection agreement is in place in respect to this inspection, no changes have been made between the scope of the pre-Inspection Agreement and the scope of this inspection report.

If you choose to rely upon the information provided in this report then you are in agreeing to the term and conditions outlined in the inspection agreement. If you have not received a copy of the agreement with this report please contact us to arrange one.

PLEASE READ THE REPORT IN ITS ENTIRETY AND REFER TO THE TERMS AND CONDITIONS SECTION AT THE END OF THIS REPORT AS IT FORMS PART OF THIS INSPECTION REPORT.

Areas to be Inspected and Restrictions

The Building and the site including fencing that is up to 30 meters from the building and within the boundaries of the site. Where present and accessible, the Inspection shall include.

(a) The interior of the building.

- (b) The roof space.
- (c) The exterior of the building
- (d) The sub-floor space
- (e) The roof exterior
- (f) The property within 30 m of the building subject to inspection.















Visual Inspection Only

This is a visual inspection only limited to those areas and sections of the property fully accessible and visible to the inspector on the date of inspection. The inspection did not include breaking apart, dismantling, removing or moving objects including, but not limited to, foliage, mouldings, roof insulation/ sisalation, floor or wall coverings, sidings, ceilings, floors, furnishings, appliances or personal possessions. The inspector cannot see inside walls, between floors, inside skillion roofing, behind stored goods in cupboards and other areas that are concealed or obstructed. The inspector did not dig, gouge, force or perform any other invasive procedures. Visible timbers cannot be destructively probed or hit without the written permission of the property owner.

Very Important note to the purchaser.

In the event that areas where access is restricted or not accessed structural defects, termite damage or activity may be present but not seen. Access should be provided and a follow up or re-Inspection should take place. Please consult with the vendor and request full access to restricted areas. This should be done prior to a decision to purchase.

Table of Contents

	1. SITE		9. ROOF VOID
	2. ROOF AND GUTTER		10. SUBFLOOR
	3. HOT WATER SYSTEM		11. CONCLUSION
	4. EXTERIOR		12. PROPERTY AND INSPECTION INFORMATION
	5. CARPORT		13. ACCESS AND RESTRICTIONS
	6. INTERIORS		14. TIMBER PEST FINDINGS
	7. BATHROOM(S)		15. CONDUCTIVE CONDITIONS
	8. KITCHEN & LAUNDRY		16. OVERALL ASSESSMENT

Report Summary

Below Is A Summary Of the Report.

This is only a summary of the report and should not be relied on solely.

We strongly recommend you read the report in its entirety.

Section	Location	Name	Comment
SITE	Retaining Walls	Overall Condition	Stone retaining walls to front, southern and external property areas show significant cracking/failure/rotation etc associated with age, site conditions/excessive hydro-static pressure &/or design/footing failure. Replacement/upgrade to include adequate footings/drainage detail in conjunction with an engineer's advice/specification is recommended.
SITE	Retaining Walls	Overall Condition	We note there are sections of un-retained site cut to driveway areas. It is recommended to have these areas retained in accordance with an engineers specifications to prevent any potential erosion and shear failure/movement to soil
SITE	Retaining Walls	Overall Condition	Undertake maintenance/improvements/upgrade to all retained garden edges to include suitable support and drainage
BATHROOM(S)	Bathroom/WC - Ensuite	Ceiling	Nail popping observed to the ceiling lining. Repair as soon as possible by a licensed plasterer to avoid any further sag and unsafe conditions developing
CONCLUSION	Condition Of Inspected Structure	The incidence of Major Defects	No major structural defects were detected to this property at the time of inspection. Please refer to the Conclusion section of this report for further clarification and definition.
CONCLUSION	Condition Of Inspected Structure	The Incidence of Minor Defects	The incidence of minor defects in this residential building as compared with similar buildings is considered LOW. Please refer to the Conclusion section of this report for further clarification and definition.
CONCLUSION	Condition Of Inspected Structure	The Overall Condition Of This Dwelling	The overall condition of this residential dwelling in the context of its age, type and general expectations of similar properties is AVERAGE TO ABOVE AVERAGE Please refer to the Conclusion section of this report for further clarification and definition.
CONCLUSION	Condition Of Inspected Structure	The Overall Condition Of This Dwelling	It is assumed all building works were certified and approved by the Principle Certifying Authority and appropriate documentation has been provided by the Builder prior to issue of the Occupation Certificate. No report can be issued regarding compliance and standard of workmanship of concealed/inaccessible building works. Check all documentation/approvals prior to purchase.
CONCLUSION	Condition Of Inspected Structure	The Overall Condition Of This Dwelling	No access &/or access restrictions to some sections/areas of this dwelling. Please read the report for further detail. No report is issued for inaccessible areas.



SITE

Driveway

Materials

The driveway is concrete.

Driveway Condition

Common cracks & settlement were observed on the driveway. Maintenance and/or replacement of worst affected sections is recommended.

Paths

Pathways Condition

Concrete paths appear in a serviceable condition for the age of this dwelling.

Path has visible tripping hazard due to removal of water storage tank. Remove to avoid potential injury. Considered a safety hazard.

We recommend installation of handrail/balustrade to steps/landing >1m drop-off as a safety item.

Timber steps appear in a serviceable condition. Do not overload steps. Note: Exposed external timber steps are vulnerable to weathering/deterioration which can occur relatively quickly at times. Monitor condition of steps etc regularly to ensure integrity and safety of same.





Fences & Gates

Overall Condition

We recommend construction of missing boundary fences as part of any future property maintenance/improvement program.

Retaining Walls


Overall Condition

Stone retaining walls to front, southern and external property areas show significant cracking/failure/rotation etc associated with age, site conditions/excessive hydro-static pressure &/or design/footing failure. Replacement/upgrade to include adequate footings/drainage detail in conjunction with an engineer's advice/specification is recommended.

We note there are sections of un-retained site cut to driveway areas. It is recommended to have these areas retained in accordance with an engineers specifications to prevent any potential erosion and shear failure/movement to soil

Undertake maintenance/improvements/upgrade to all retained garden edges to include suitable support and drainage

Retaining walls and retained edges are partially obscured by vegetation. Overgrown vegetation and soil was not moved or disturbed during this inspection. No report is issued for obscured retaining walls. Clear soil/vegetation and reassess condition of same.







Surface Drainage

Drainage Findings

There was no visible evidence of excess ponding adjacent to the property walls at the time of the inspection. Regardless, it is difficult to ascertain in dry conditions and it is therefore recommended that you assess same after a period of rainfall to be able to sufficiently ascertain if any problems exist in this regard. If water is ponding around perimeter walls and paths or appears to be flowing into the footings/foundations you must have assessed by a qualified plumber or landscaper.

We note creek/water course located adjacent to this property. We recommend council records be examined to ascertain if there is any record of any previous flooding or water damage to this property associated with this creek/water course as a precaution prior to purchase. You are also encouraged to liaise with owners of adjoining properties to develop an overall understanding of drainage and water issues which may affect this property.

Drains

No visual evidence of slow or blocked drains (to visible drains) at the time of inspection. Drains are not water tested for leakage or blockages. Reassess for any water leakage or blocked drainage during periods of heavy/prolonged rainfall. Note: Plumbing and drainage issues, problems and compliance are outside the scope of this report. A plumbing and drainage assessment/inspection is recommended prior to purchase. No report is issued regarding any plumbing/drainage/compliance issues.

Trees

Tree Findings

We recommend trim/prune all trees on or near the property area in conjunction with an Arborists advice to reduce the risk of branches falling as a safety item



ROOF AND GUTTER

Roof Covering

General Disclaimer

Refer to Section 2C of the Terms And conditions section of this report

Roof Covering Type

Metal roof cladding

Overall Condition

Of the visible areas, the general condition of the roof is in serviceable condition for the age.

Note: This report is not a guarantee against roof leakage as climatic conditions, high winds, wind driven rain and normal sun degradation can cause unpredictable leakage to any roof covering. Any roof covering can develop leaks which are unable to be reasonably foreseen by our inspection. Further, this report is not a compliance check with all the relevant standards for roof covering materials and installation. This is part of a specialist property inspection and can be obtained at your request.

Roof Clad Condition

Visible sections of the roof cladding appeared in a serviceable condition for the age of this dwelling. Annual maintenance inspection recommended.

Operation and condition of solar HWS located on the roof was not assessed during this inspection. *Note:* We recommend consideration to engaging a licensed plumber to assess all HWS equipment for operation & condition prior to purchase

Roofing has been resurfaced. It is assumed adequate surface preparation was carried out to ensure effective coverage prior to painting. For more information check any available product warranty documentation.

Undertake regular maintenance to roofing screws to prevent any potential leakage and corrosion to fixings & roofing as required. Note: Without regular maintenance corrosion is anticipated and water leaks can occur.

Operation & condition of fire sprinkler system located on the roof was not assessed during this inspection. Obtain further advice from vendor regarding operation of same.

Flashing Conditions

Undertake regular maintenance checks of all flashings including silicon joints to flashings etc for signs of deterioration and reseal same. Note: Silicon can deteriorate with age/UV exposure.

Guttering

Gutter Findings

Visible guttering appears serviceable condition at the time of inspection. Note: Periodic maintenance checks should be carried out for rust penetrations and leaks.

Down Pipes

Down Pipe Findings

On visual inspection down pipes are considered serviceable, however no comment can be made with regard to blockages, connections to stormwater or functionality in the absence of rain. Note: Periodic maintenance checks should be carried out for rust penetrations and leaks.



HOT WATER SYSTEM

Hot Water Unit

Hot Water Unit Findings

The hot water system appears to be in a serviceable condition. No specific tests other than running the hot water from a tap was carried out. No determination has been made as to the suitability or adequacy of the hot water system in relation to capacity or otherwise.

System Location

Roof mount

System Type

Roof mounted solar system

System Make

Edwards

System Capacity

Unable to determine

System Year of Manufacture

Unable to ascertain.

External Plumbing Pipes

Plumbing Pipes

On Visual inspection the external plumbing pipes appear serviceable, but should be checked by a qualified plumber.



EXTERIOR

Exterior Walls

General Disclaimer

Refer to Section 2D of the Terms And conditions section of this report

Exterior Wall Material

Hardieplank

Cladding Condition

On visual inspection, the general condition of the exterior walls and paint finish is serviceable for the age.

Note: We do not inspect or comment regarding electrical issues, safety and compliance as this is outside the scope of this report and recommend you arrange an electrical safety inspection prior to purchase.

Exterior Windows

General Disclaimer

Please refer to section 2D of the Terms And Conditions Section of this report

Overall Condition

On visual inspection, the general condition of the windows appear in a serviceable for the age of the dwelling.

Missing fly screens to individual windows noted. Replace same at your convenience.



Eaves

Eave Condition

The soffit lining (eaves) are in a serviceable condition.

Fascia and Barge Boards

Condition

On visual inspection, the general condition of the fascia/barge boards is serviceable.

Verandah/Alfresco Area

Overall Condition

Visible sections of the alfresco area appear serviceable or in reasonable or condition for the age of this dwelling.

It is expected structure was designed and certified by a structural engineer and approved by council at the time of inspection. Check all approvals/documentation etc prior to purchase

We recommend regular inspection of the structure and condition of all fixings including integrity of concealed and inaccessible fixings to include inspection of any handrail/balustrades which are exposed to the elements at least every six months by a suitably qualified engineer to ensure the ongoing structural integrity and safety of the structure, handrail/balustrades and fixings. *Note: Exposed steel fixings etc are susceptible to corrosion/deterioration/failure at any time. Care/commonsense should be taken not to overload structure.*

IMPORTANT NOTE: Where any elevated structure (eg: balcony, deck, verandah etc) is present, and this structure has been designed to accommodate people, you **MUST** have this structure checked by an engineer or other suitably qualified person. You should also arrange annual inspections of the structure by an engineer or other suitably qualified person to ensure that any maintenance that may become necessary is identified. Care must be taken not to overload the structure. Nothing contained in this inspection report should be taken as an indicator that we have assessed this or any other elevated structure as suitable for any specific number of people or purpose. This can only be done by a qualified engineer. For the purpose of this report, the structure includes elevated decks, verandahs, pergolas, balconies, handrails and balustrades, stairs and children's play areas. Where any structural component of such a structure is concealed by lining materials or other obstructions, these linings should be removed to enable an evaluation to be carried out by an appropriately qualified person.

Given the size of the deck area we recommend you engage a structural engineer to advise you regarding maximum allowable live (persons) loading capacity as a safety item.

Frame

No access to underside of decking/frame members. No report is issued for obscured areas/frame. Note: Original pool (cracked) located under deck

Note: it is assumed steel frame was certified by an engineer and approved by council at the time of construction. Check all documentation prior to purchase.

Roof/Ceiling

No water leakage from roof area was apparent at the time of inspection. Reassess during rainfall.

Roof height clearance is below current building code guidelines to some areas

Base/Flooring

Decking appears in a serviceable condition at the time of inspection. Undertake frequent maintenance to timber decking to include re-fixing any/all loose decking boards and repaint regularly as required. Note: No access to entire area below decking areas

Wall/Balustrade

We recommend regular inspection of the handrail/balustrade and condition of all fixings including integrity of concealed and inaccessible fixings which are exposed to the elements at least every six months to ensure the ongoing structural integrity and safety of the handrail/balustrades and fixings. *Note: exposed steel fixings etc are susceptible to corrosion/deterioration/failure at any time.*

Balustrade appears in a serviceable condition at the time of inspection. Note: Monitor condition of balustrade and integrity of fixings as a regular safety assessment and carry out any maintenance if required.

Monitor effectiveness of flashings to fixed windows during periods of rainfall and improve same if necessary.

Roofing

We recommend installation of guttering and downpipe to pergola area to include connection of downpipe to stormwater drainage





CARPORT

Carport

Overall Condition

The overall condition of the carport is serviceable



INTERIORS

Doors

General Disclaimer

Please refer to section 2F of the Terms And Condition section of this report

Front Entry Doors

The door is in serviceable condition.

We recommend paint/seal top/bottom edges to entry door to reduce risk of water/weather damage as per building code recommendations.



Other Doors

Sliding doors, bifold and laundry side entry door appear in a serviceable condition.

We recommend paint/seal top/bottom edges to rear entry door to reduce risk of water/weather damage as per building code recommendations.



Interior Areas

Overall Condition

The internal areas are generally considered to be in a serviceable condition with no notable structural defects sighted.

Effective operation and general condition of A/C units was not assessed during this inspection. Refer to service history &/or care and operation manual/s for further information.

No water leakage apparent to skylight at the time of inspection. Note: Regular maintenance to include attention to seals and any corrosion to frame should be carried out to maintain integrity of unit and reduce risk of any future water leakage

Please note inspection of internal wall and ceiling linings at night or with variances in illumination may highlight and magnify some defects to internal surfaces which are not apparent during normal daylight illumination or with glancing light and may require minor cosmetic touch-up.

Door

Internal doors are operational & appear in a serviceable condition. Note: Ease/adjustment to individual doors maybe required as the dwelling continues to age/settle or with variable weather conditions.

We recommend installation of additional door stops to protect adjacent walls &/or cupboards etc from potential &/or further damage as required

Ceiling

Internal ceiling linings appear in a serviceable condition. Note: Future patching and painting of any settlement cracks &/or sag etc to linings maybe required as the dwelling continues to age/settle or responds to variable weather conditions. This considered a normal occurrence.

Walls

Internal walls and paint finish appear in a serviceable condition. Surface marks and the like can be expected once furniture is removed. Undertake any/all paint touch-ups to include all surface preparation as required. Reassess internal areas for any defects once stored items and furniture is removed prior to settlement.

Windows

Aluminium windows appear in a serviceable condition with respect to age/environmental conditions. Undertake regular maintenance to windows to maintain smooth operation. Note: Monitor windows for any water leaks during periods of heavy/driving rain & investigate further & undertake maintenance to reseal/upgrade flashings etc if required.

Flooring

The internal flooring is considered to be in a serviceable condition with no notable structural defects sighted to accessible/visible areas at the time of inspection. If the dwelling is furnished at the time of inspection further assessment of flooring is recommended once stored goods and furnishings are removed prior to settlement.

Concrete slab is obscured by floor coverings &/or furnishings. Removal of furnishings/floor coverings will enable inspection and assessment of slab.

Floating floor &/or carpet floor coverings restricted a full and thorough inspection of flooring. Defects may exist in the inaccessible areas. Removal of floor coverings will enable a thorough inspection as there may be timber pest activity, damage or defects. Note: No report is issued for inaccessible/concealed areas.

Install/provide expansion joints to floating flooring to reduce risk of peaking/lifting flooring in accordance with Building Code &/or manufacturers installation guidelines as required. Note: It is assumed concrete slab has or should have been sealed to reduce risk of moisture related issues to timber flooring prior to installation.

Smoke Alarm

Was a Smoke Alarm Fitted

Yes a smoke alarm was sighted but not tested.

Legislation requires smoke Alarms to be installed. Regular testing of smoke alarms is essential.



BATHROOM(S)

WC

Overall Condition

Original WC has had a previous renovation and appears in a serviceable condition.

Sink

No water leaks apparent to accessible/visible sink drainage/trap at the time of inspection

Toilet

No water leaks were detected to WC and associated plumbing at the time of inspection. Water leaks can occur at anytime and regular monitoring of all plumbing is recommended.

Ventilation

An exhaust fan is present and operable - Regular cleaning advised.

Bathroom - Main

Overall Condition

Of the visible areas, the general condition of this renovated bathroom is serviceable. No notable defects were observed at the time of inspection. We recommend obtaining all documents/warranties for all fixtures, services and waterproofing membrane associated with the bathroom and/or wet areas prior to settlement. Note: Follow all care recommendations to maintain warranty and integrity of waterproofing detail.

Ceiling

No water leakage apparent to skylight at the time of inspection. Note: Regular maintenance to include attention to seals and any corrosion to frame should be carried out to maintain integrity of unit and reduce risk of any future water leakage.

Sink

Vanity unit appears in a serviceable condition.

No water leaks apparent to accessible/visible drainage/trap at the time of inspection.

Shower

Water leakage may occur during shower usage. Monitor shower screen for any water leaks after use and reseal joints to same if/as required.

Shower appears in a serviceable condition with no leaks detected at the time of inspection. Note: Water leaks can occur at anytime. Monitor for any leakage after regular use and investigate further if necessary.

Bath

Bath was considered to be in good condition with no notable defects at the time of inspection. Maintain silicone to all joints and junctions to prevent any future water ingress as required.

Ventilation

An exhaust fan is present and operable in the bathroom - Regular cleaning advised.

Bathroom/WC - Ensuite

Overall Condition

Of the visible areas, the general condition of this renovated bathroom is serviceable. No notable defects were observed at the time of inspection. We recommend obtaining all documents/warranties for all fixtures, services and waterproofing membrane associated with the bathroom and/or wet areas prior to settlement. Note: Follow all care recommendations to maintain warranty and integrity of waterproofing detail.

Ceiling

Nail popping observed to the ceiling lining. Repair as soon as possible by a licensed plasterer to avoid any further sag and unsafe conditions developing

Sink

Vanity unit appears in a serviceable condition.

No water leaks apparent to accessible/visible vanity/sink drainage/trap/plumbing pipes at the time of inspection.

Shower

Water leakage may occur during shower usage. Monitor shower screen for any water leaks after use and reseal joints to same if/as required.

Shower appears in a serviceable condition with no leaks detected at the time of inspection. Note: Water leaks can occur at anytime. Monitor for any leakage after regular use and investigate further if necessary.

Toilet

No water leaks to the WC and associated plumbing was detected at the time of inspection.

Refix loose WC pan seat/lid as required.

Ventilation

An exhaust fan is present and operable in the bathroom - Regular cleaning advised.



KITCHEN & LAUNDRY

Kitchen

Overall Condition

Of the visible areas, the general condition of renovated kitchen is serviceable or in reasonable condition

Effective operation and general condition of kitchen appliances was not assessed during this inspection. Refer to service history, warranties &/or care and operation manual/s for further information.

Floor

Please note floating floor coverings adjacent to wet areas area maybe vulnerable to water damage over time. Vigilance and care is recommended to maintain integrity and condition of same.

Sink and Taps

There is excessive pipe knocking or water hammer - Recommendations: A qualified plumber should be engaged for advice and recommendations. Sometimes, this can be rectified by replacing washers and spindles or even turning off washing machine taps when not in use.

No water leakage apparent to accessible/visible sink/s (2) drainage/trap at the time of this inspection

Cupboards And Bench Tops

These components appear to be in a serviceable condition

Laundry

General Disclaimer

Laundry appliances are not tested or moved during the inspection and the condition of any walls or flooring hidden by them cannot be judged. Drain lines and water supply valves serving washing machines are not operated.

Restricted Areas

Appliances &/or storage cupboards etc in the laundry restricted full and unobstructed view. Defects may exist behind same.

**Overall Condition**

Original laundry has had a previous renovation and appears in a serviceable condition.

Ceiling

An exhaust fan is present and operable - Regular cleaning advised.

Taps and Tub

No water leaks apparent to accessible/visible tub drainage/trap at the time of inspection.



ROOF VOID

Roof Void Findings

General Disclaimer

Please refer to section 2B of the Terms And Conditions section of this report.

Restricted Areas

Cathedral/raked & Skillion roof areas - No crawl space. No comment can be provided on any potential defects that might be present in the inaccessible and concealed areas.

There is sarking present in the roof space/void. This is preventing a full inspection from being undertaken. No comment can be provided on any potential defects that might be present in the inaccessible and concealed areas.

No crawl access available to the perimeter of the main/accessible roof cavity areas or to the adjacent eaves spaces. No comment can be provided on any potential defects that might be present in the inaccessible and concealed areas.

Storage platform in the roof void was not moved or disturbed during this inspection.



Roof Frame Type

The roof frame is a truss timber frame.

Cathedral Design - There is no crawl space in a cathedral ceiling design.

Overall Condition

Visible sections of the roof void is in a serviceable condition for age of this dwelling.

Roof Framing Findings

Accessible/visible roof timbers appeared in a serviceable condition. Truss roof frame appeared to be structurally adequate. Note: Monitor roof frame for any significant deflection/distortion and reassess/investigate further

Roof Cladding

Accessible/visible roof cavity roof area/s appeared dry at the time of inspection. No evidence of current water leaks to roof area/s observed during this inspection. Note: Water leaks can develop at anytime. Monitor roof for any water leaks during periods of heavy rain and reassess/investigate further if necessary.

Insulation**Type**

Anticon sarking insulation material installed.

Condition

Where visible and accessible, the insulation appears to be in a serviceable condition.

Sarking

Anti-con insulation blanket has been installed.



SUBFLOOR

Access and Restrictions

Restricted Areas

No access - concrete slab construction.



CONCLUSION

Condition Of Inspected Structure

Overall Condition

The overall condition of this building has been compared to similar constructed buildings of approximately the same age where those buildings have had a maintenance program implemented to ensure that the building members are still fit for purpose.

The summary lists of Major and Minor defects included this report are the opinion of the inspector, other inspectors or individuals may have a different opinion to what is a Minor or a Major Defect

The summary forms part of this report and should not be relied on solely.
Please read the entire report.

The incidence of major and minor defects and overall condition in this residential building as compared with similar buildings is listed below.

The incidence of Major Defects

No major structural defects were detected to this property at the time of inspection.

Please refer to the Conclusion section of this report for further clarification and definition.

The Incidence of Minor Defects

The incidence of minor defects in this residential building as compared with similar buildings is considered LOW. Please refer to the Conclusion section of this report for further clarification and definition.

The Overall Condition Of This Dwelling

The overall condition of this residential dwelling in the context of its age, type and general expectations of similar properties is **AVERAGE TO ABOVE AVERAGE**

Please refer to the Conclusion section of this report for further clarification and definition.

It is assumed all building works were certified and approved by the Principle Certifying Authority and appropriate documentation has been provided by the Builder prior to issue of the Occupation Certificate. No report can be issued regarding compliance and standard of workmanship of concealed/inaccessible building works. Check all documentation/approvals prior to purchase.

No access &/or access restrictions to some sections/areas of this dwelling. Please read the report for further detail. No report is issued for inaccessible areas.



PROPERTY AND INSPECTION INFORMATION

Weather at Inspection Area

Weather Conditions

The weather was Fine and Dry at the time of the building inspection.

Heavy rainfall in the weeks preceding prior to our inspection.

Property Information

Direction House Faces

The dwelling front door faces North West for the purposes of this inspection report.

Building Type

The dwelling is a Residential House.

Cladding

The dwelling is clad with Hardieplank.

Estimated Age

The approximate age of the dwelling is 40+ years

Roof Cladding

The roof is metal

Roof Design

The roof is a Pitched roof design.

Cathedral Design in some areas- Note: We are unable to access the roof void on flat roof, skillion or cathedral ceiling design dwellings. The only method of accessing is by removing roof cladding. We cannot comment on whether any defects exist between the roof cladding and the ceiling lining.

Skillion

Footings Type

Concrete Slab

Storeys

Single level dwelling

Property Occupied

The home was occupied.

Property Furnished

The home was partially furnished.

People Present

The vendor was present.

Areas Where Full Inspection Restricted

Areas Inspected

Building Exterior
 Building Interior
 Roof Exterior
 Accessible/Visible Roof Void
 Site - Dwelling D
 Carport
 Verandah/Alfresco

Area Where Inspection Was Restricted

Roof Void
 Site
 Below decking
 Skillion Roof Areas
 Concrete slab areas
 Retaining walls/garden edges
 Inaccessible/obscured retaining walls
 Cathedral/raked ceiling areas

Areas Not Inspected

Cathedral Design in some areas. We are unable to access the roof void on flat roof, skillion or cathedral ceiling design dwellings. The only method of accessing is by removing roof cladding. We cannot comment on whether any defects exist between the roof cladding and the ceiling lining.

Skillion Roof. We are unable to access the roof void on flat roof, skillion or cathedral ceiling design dwellings. The only method of accessing is by removing roof cladding. We cannot comment on whether any defects exist between the roof cladding and the ceiling lining.

Excess furnishings/goods were not moved or disturbed.

Below decking

Floor coverings were not moved or disturbed during this inspection. No report is issued for inaccessible flooring below coverings.

Concealed/inaccessible retaining walls.

Below concrete slab areas

External vegetation was not moved or disturbed during this inspection. Remove and reassess concealed/obscured areas to enable assessment.

Utility Status

Water

The water was Connected. All plumbing pipe installation should be assessed by a licensed plumber.

Electricity

Electricity to the dwelling was connected. Note: We do not carry out electrical inspections for wiring or safety. This must be carried out by a licensed electrician and I recommend you have all electrical wiring and components assessed by a licensed electrician.

Gas

No gas connection was sighted.

Apparent Concealment of Possible Defects**Were apparent Concealments seen**

No apparent concealing of defects visible.

No obvious attempt to conceal defects was apparent at the time of inspection however due to access restrictions, defects may be present in inaccessible/obstructed areas. Reassess when full access to obstructed/inaccessible areas becomes available.

Inspection Agreement**Were there any specific requirements to The Pre Inspection Agreement**

No specific requirements to the Inspection or Pre inspection Agreement were requested by the client or their representatives.



TERMS AND CONDITIONS

The purpose of the inspection is to identify the major defects and safety hazards associated with the property at the time of the inspection. The inspection and reporting is limited to a visual assessment of the building members in accord with appendix C AS4349.1-2007. This is a general appraisal only and cannot be relied on its own, further inspections by specialist trades is strongly recommended.

DEFINITIONS AND TERMINOLOGY

SERVICEABLE: The building material or component is in reasonable or serviceable condition for the age of the dwelling.

TRADESMAN: A defect or a number of defects were visible that will require assessment by a qualified trades person.

AGE: The component has deterioration due to ageing or lack of upkeep and or maintenance.

MONITOR: Some defects may require monitoring to ascertain if the defect will worsen, reappear or cause further problems.

STRATA - In the case of strata and company title properties, the inspection is limited to the interior and immediate exterior of the particular unit being inspected. This report does NOT include review of body corporate or similar records.

HIGH: The frequency and/or magnitude of defects are beyond the inspector's expectations when compared to similar buildings of approximately the same age that have been reasonably well maintained.

TYPICAL: The frequency and/or magnitude of defects are consistent with the inspector's expectations when compared to similar buildings of approximately the same age which have been reasonably well maintained.

LOW: The frequency and/or magnitude of defects are lower than the inspector's expectations when compared to similar buildings of approximately the same age that have been reasonably well maintained.

ABOVE AVERAGE: The overall condition is above that consistent with dwellings of approximately the same age and construction. Most items and areas are well maintained and show a reasonable standard of workmanship when compared with buildings of similar age and construction.

AVERAGE: The overall condition is consistent with dwellings of approximately the same age and construction. There will be areas or items requiring some repair or maintenance.

BELOW AVERAGE: The building and its parts show some significant defects and/or very poor non- tradesman like workmanship and/or long term neglect and/or defects requiring major repairs or reconstruction of major building.

SIGNIFICANT ITEMS: An item that must be reported in accordance with the scope of the inspection.

MAJOR DEFECT: A defect of sufficient magnitude requiring building works to avoid unsafe conditions, loss of function or further worsening of the defective item.

MINOR DEFECT: Any defect other than what is described as a Significant Item or major defect.

SAFETY HAZARD: A defect that presents unsafe conditions and must be reported as a Major defect.

ACCESSIBLE AREA: Is any area of the property and structures allowing the inspector safe and reasonable access within the scope of the inspection.

Important advice.

LIMITATION: A factor that prevents full or proper inspection of the building.

IMPORTANT INFORMATION

Important information regarding the scope and limitations of the inspection and this report. Any person who relies upon the contents of this report does so acknowledging that the following clauses which define the scope and limitations of the inspection, form an integral part of the report.

The inspection comprised a visual assessment of the property to identify major

defects and to form an opinion regarding the general condition of the property at the time and date of the visual inspection. An estimate of the cost of rectification of defects is outside the scope of Australian Standard AS43491.2007 and does not form part of this report. If the property inspected is part of a Strata or Company Title, then the inspection is limited to the interior and the immediate exterior of that particular residential dwelling. The inspection does not cover common property. This report and any other attached report should not be relied upon if the contract for sale becomes binding more than 30 days after the date of initial inspection. A re- inspection after this time is essential. Further, this report is not intended to be used as a marketing tool by and real estate agents and only the person named in the CLIENT INFORMATION section of the report shall this report apply to as it is assumed and agreed that the person who orders the report is indeed the person purchasing the property inspected. Where a report is ordered on behalf of a CLIENT it is assumed that the terms and condition and Pre Inspection Agreement have been fully explained to the CLIENT by the person or company ordering the report.

We strongly advise that any cracking reported in this report should be referred to a structural engineer for further assessment and advice.

Acceptance Criteria:

The building shall be compared with a building that was constructed in accordance with the generally accepted practice at the time of construction and which has been maintained such that there has been no significant loss of strength and serviceability.

Limitations: This report is limited to a visual inspection of areas where safe and reasonable access is available and access permitted on the date and at the time of inspection. The Inspection will be carried out in accordance with AS4349.1-2007. The purpose of the inspection is to provide advice to a prospective purchaser regarding the condition of the property at the date and time of inspection. Areas for Inspection shall cover all safe and accessible areas. It does not purport to be geological as to foundation integrity or soil conditions, engineering as to structural, nor does it cover the condition of electrical, plumbing, gas or motorised appliances. It is strongly recommended that an appropriately qualified contractor check these services prior to purchase. As a matter of course, and in the interests of safety, all prospective purchasers should have an electrical report carried out by a suitably qualified contractor. This report is limited to (unless otherwise noted) the main structure on the site and any other building, structure or outbuilding within 30m of the main structure and within the site boundaries including fences.

Safe and Reasonable Access: Only areas to which safe and reasonable access is available were inspected. The Australian Standard AS4349.1 defines reasonable access as "areas where safe, unobstructed access " is provided and the minimum clearances specified below are available, or where these clearances are not available, areas within the inspector's unobstructed line of sight and within arm's length. Reasonable access does not include removing screws and bolts to access covers. Reasonable access does not include the use of destructive or invasive inspection methods and does not include cutting or making access traps or moving heavy furniture, floor coverings or stored goods.

Roof Interior- Access opening = 400 x 500 mm - Crawl Space = 600 x 600mm - Height accessible from a 3.6m ladder.

Roof Exterior- Must be accessible from a 3.6m ladder placed on the ground.

1) NOT A CERTIFICATE OF COMPLIANCE: This report is not an all encompassing report dealing with the building from every aspect. It is a reasonable attempt to identify any obvious or significant defects apparent at the time of the inspection. Whether or not, a defect is considered significant or not depends too a large extent, upon the age and type of the building inspected. This report is not a certificate of compliance with the requirements of any act, regulation, ordinance or by-law. It is not a structural report. Should you require any advice of a structural nature you should contact a structural engineer.

2) VISUAL INSPECTION: This is a visual inspection only limited to those areas and sections of the property fully accessible and visible to the inspector on the date of inspection.

2A) Please refer to each individual area re sections that were incapable or being inspected. Please acknowledge the following.

Where a complete inspection of some areas listed through the report may not have been physically possible (due to but not limited to - storage, furniture, beds, personal belongings in cupboards and/or wardrobes, the 2nd storey roofing, gutters, fascia, flashings and the like, low clearance in sub floor or roof void areas, ducts and deep insulation restricting access in roof voids, sub floor restrictions including plumbing, ducts, low clearance, no access doors or access doors too small and the like) then it follows that defects, timber pest activity and/or damage may exist in these areas. To adequately inspect these restricted areas, ducts and floor boards may need to be removed, furniture moved, cupboards and wardrobes emptied which will be difficult to carry out. This will obviously be difficult to carry out due to time restrictions and permission would need to be obtained from the property owner.

This Firm **DOES NOT GUARANTEE IN ANY WAY** that there **ARE OR ARE NOT** any defects, termite damage or live termites in any areas **NOT ABLE** to be inspected. To obtain a full understanding of the report findings, it is essential you read the entire inspection report, including the information sections at the end of this report and I encourage you to call me if you have any queries at all before purchasing the inspected dwelling.

2B) Entering attics or roof voids that are heavily insulated can cause damage to the insulation and attic framing. Attics with deep insulation cannot be safely inspected due to limited visibility of the framing members upon which the inspector must walk. In such cases, the attic is only partially accessed, thereby limiting the review of the attic area from the hatch area only. Inspectors will not crawl the attic area when they believe it is a danger to them or that they might damage the attic insulation or framing. There is a limited review of the attic area viewed from the hatch only in these circumstances.

2C) The roof covering will not be walked upon if in the opinion of the inspector it is not safe to do so. Generally issues that prevent roof access include, access height over 3 metres, steep pitch, wet/slippery surfaces, deteriorated covering. Not being able to walk a roof significantly limits our inspection which can result in hidden defects going undetected. The overall condition of the roofing and its components is an opinion of the general quality and condition of the roofing material. The inspector cannot and does not offer an opinion or warranty as to whether the roof leaks or may be subject to future leakage. This report is issued in consideration of the foregoing disclaimer. The only way to determine whether a roof is absolutely water tight is to observe it during a prolonged rainfall. Many times, this situation is not present during the inspection. We offer no guarantee that the roof cladding or roof components such as flashing will not leak in the future.

2D) Limitations of the exterior inspection.

This is a visual inspection limited in scope by (but not restricted to) the following conditions: A representative sample of exterior components was inspected rather than every occurrence of components. The inspection does not include an assessment of geological, geotechnical, or hydrological conditions, or environmental hazards. Screening, shutters, awnings, or similar seasonal accessories, fences, recreational facilities, outbuildings, seawalls, break-walls, docks, erosion control and earth stabilization measures are not inspected unless specifically agreed-upon and documented in this report. Please note - If any wall cracking/cracks/openings are found at this dwelling, we cannot offer any guarantee that any visible wall cracks will not widen or lengthen over time or in the future as this is impossible to predict. We strongly recommend you contact a practicing structural engineer for further advice.

2E) Timber framed windows can bind or stick. This can be seasonal due to the fluctuation in moisture content in timber. If binding or sticking continues minor adjustments may be required by a carpenter. Binding windows is not normally a major defect, however in some circumstances binding windows and doors can be directly related to some differential footings settlement. If any timber fungal decay on frames or deteriorated putty seals is noted, the consultant will not attempt to operate windows due to potential damage. Windows that are sticking, binding or paint stuck will also not be forced open. Water leaks to Windows and surrounds can not be determined in the absence of rain.

2F) Internal Inspections. Inspection to the upper-side of flooring of the internal inspection is normally restricted by carpets and or other floor coverings, cupboards/cabinets, joinery, finishes and fittings. Defects or timber pest damage may be present and not detected in areas where inspection was limited, obstructed or access was not gained. The condition of walls behind wall coverings, paneling and furnishings cannot be inspected or reported on. Only the general condition of visible areas is included in this inspection.

Where fitted. Wood burning and other forms of fireboxes are outside the scope of this inspection. We recommend you have these tested prior to purchase for peace of mind.

2G) Important note: Where any elevated structure (deck, balcony, veranda etc) is present, and this elevated structure is designed to accommodate people, you must have this structure checked by an engineer or other suitably qualified person. You should also arrange annual inspections of the structure by an engineer or other suitably qualified person to ensure any maintenance that may become necessary is identified. Care must be taken not to overload the structure. Nothing contained in this inspection should be taken as an indicator that we have assessed any elevated structure as suitable for any specific number of people or purpose. This can only be done by a qualified engineer. For the purpose of this report, the structure includes elevated decks, verandas, pergolas, balconies, handrails, stairs and children's play areas. Where any structural component of such a structure is concealed by lining materials or other obstructions, these linings or obstructions must be removed to enable an evaluation to be carried out by an appropriately qualified person.

3) CONCEALED DEFECTS: This report does not and cannot make comment upon: Defects that may have been concealed the assessment or detection of defects (including rising damp and leaks) which may be subject to the prevailing weather conditions whether or not services have been used for some time prior to the inspection and whether this will affect the detection of leaks or other defects (eg. In the case of shower enclosures and bath tubs, the absence of any leaks or dampness at the time of the inspection does not necessarily mean that the enclosure will not leak after use) the presence or absence of timber pests; gas-fittings; common property areas; environmental concerns; the proximity of the property to flight paths, railways, or busy traffic; noise levels; health and safety issues; heritage concerns; security concerns; fire protection; site drainage (apart from surface water drainage); swimming pools and spas (non-structural); detection and identification of illegal building work; detection and identification of illegal plumbing work; durability of exposed finishes; neighborhood problems; document analysis; electrical installation; any matters that are solely regulated by statute; any area(s) or item(s) that could not be inspected by the consultant.

4) NO GUARANTEE: Accordingly this report is not a guarantee that defects and/or damage does not exist in any inaccessible or partly inaccessible areas or sections of the property. Such matters may upon request be covered under the terms of a special purpose property report.

5) SWIMMING POOLS: Swimming pools/spas are not part of the standard building report under as4349.1-2007 And are not covered by this report. We strongly recommend a pool expert should be consulted to examine the pool and the pool equipment and plumbing as well as the requirements to meet the standard for pool fencing. Failure to conduct this inspection and put into place the necessary recommendations could result in finds for non compliance under the legislation.

6) SURFACE WATER AND DRAINAGE: The retention of water from surface run off could have an effect on the foundation material which in turn could affect the footings to the house. Best practice is to monitor the flow of surface water and storm water run off and have the water directed away from the house or to storm water pipes by a licensed drainage plumber. The general adequacy of site drainage is not included in the standard property inspection report. Comments on surface water drainage are limited as where there has been either little or no rainfall for a period of time, surface water drainage may appear to be adequate but then during periods of heavy rain, may be found to be inadequate. Any comments made in this report are relevant only to the conditions present at the time of inspection. It is recommended that a smoke test be obtained to determine any illegal connections, blocked or broken drains.

7) SHOWER RECESSES: Tests may be made on shower recesses to detect leaks (if water is connected). The tests may not reveal leaks or show incorrect waterproofing if silicone liquid or masonry sealant has been applied prior to the inspection. Such application is a temporary waterproofing measure and may last for some months before breaking down. The tests on the shower recesses are limited to running water within the recesses and visually checking for leaks As showers are only checked for a short period of time, prolonged use may reveal leaks that were not detected at the time of inspection. No evidence of a current leak during inspection does not necessarily mean that the shower does not leak.

8) **GLASS CAUTION:** Glazing in older houses (built before 1978) may not necessarily comply with current glass safety standards AS1288. In the interests of safety, glass panes in doors and windows especially in traffic-able areas should be replaced with safety glass or have shatterproof film installed unless they already comply with the current standard.

9) **STAIRS AND BALUSTRADES:** Specifications have been laid down by the Australian Building Code – Section 3.9 covering stairs, landings, balustrades to ensure the safety of all occupants and visitors in a building. Many balustrades and stairs built before 1996 may not comply with the current standard. You must upgrade all such items to the current standard to improve safety.

10) **RETAINING WALLS:** Where retaining walls are more than 700mm high these wall/s should have been installed with engineering design and supervision. Walls found on the site were not assessed and the performance of these walls is not the subject of a standard property report and should be further investigated with regard to the following items, adequate drainage systems, adequate load bearing, correct component sizing and batter.

11) **ROOMS BELOW GROUND LEVEL:** If there are any rooms under the house or below ground level (whether they be habitable or non-habitable rooms), these may be subject to dampness and water penetration. Drains are not always installed correctly or could be blocked. It is common to have damp problems and water entry into these types of rooms, especially during periods of heavy rainfall and this may not be evident upon initial inspection. These rooms may not have council approval. The purchaser should make their own enquiries with the Council to ascertain if approval was given.

12) **ASBESTOS DISCLAIMER :** No inspection for asbestos was carried out at the property and no report on the presence or absence of asbestos is provided.

13) **MOULD (mildew and non-wood decay fungi) disclaimer:** Mildew and non wood decay fungi is commonly known as mould. However, mould and their spores may cause health problems or allergic reactions such as asthma and dermatitis in some people. No inspection for mould was carried out at the property and no report on the presence or absence of mould is provided.

14) **MAGNESITE DISCLAIMER:** No inspection for magnesite flooring was carried out at the property and no report on the presence or absence of magnesite flooring is provided. You should ask the owner whether magnesite flooring is present and/or seek advice from a structural engineer.

15) **ESTIMATING DISCLAIMER:** No estimate is provided in this report. We strongly recommend you obtain quotes for repairs from licensed tradesman prior to a decision to purchase.

16) **DISCLAIMER OF LIABILITY:** No liability shall be accepted on an account of failure of the report to notify any problems in the area(s) or section(s) of the subject property physically inaccessible for inspection, or to which access for inspection is denied by or to the inspector (including but not limited to or any area(s) or section(s) so specified by the report) Compensation will only be payable for losses arising in contract or tort sustained by the client named on the front of this report. Compensation is limited to the price of the report initially paid by the claimant named in the report as the "CLIENT"

17) **DISCLAIMER OF LIABILITY TO THIRD PARTIES:** Compensation will only be payable for losses arising in contract or tort sustained by the Client named on the front of this report. Any third party acting or relying on this Report, in whole or in part, does so entirely at their own risk.

18) **COMPLAINTS PROCEDURE:** In the event of any dispute or claim arising out of, or relating to the Inspection or the Report, or any alleged negligent act or omission on Our part or on the part of the individual conducting the Inspection, either party may give written Notice of the dispute or claim to the other party. If the dispute is not resolved within twenty one (21) days from the service of the written Notice then either party may refer the dispute or claim to a mediator nominated by Us. The cost shall be met equally by both parties or as agreed as part of the mediated settlement. Should the dispute or claim not be resolved by mediation then one or other of the parties may refer the dispute or claim to the Institute of Arbitrators and Mediators of Australia who will appoint an Arbitrator who will resolve the dispute by arbitration. The Arbitrator will also determine what costs each of the parties are to pay.

OTHER RECOMMENDED INSPECTIONS

Electrical installation: All electrical wiring, meter-box and appliances need to be checked by a qualified electrician. The inspection of any electrical item is outside the scope of this report.

Plumbing: All plumbing needs to be inspected and reported on by a plumber.

Hot water service: All hot water services need to be inspected and reported on by a plumber and/or electrician.

Gas: All gas services need to be inspected and reported on by a gas plumber.

Phone: All phones, phone lines and outlets need to be inspected and reported on by a telecommunications technician.

Smoke Alarm: Australian standard AS3786 advises that smoke alarms are required for all buildings where people sleep. It is recommended that an electrician be consulted to give advice on those installed or to install smoke alarms.

The septic tanks: Should be inspected by a licensed plumber.

Trees: Where trees are too close to the house this could affect the performance of the footing as the moisture levels change in the ground.

Contact the inspector

Please feel free to contact the inspector who carried out this inspection. Often it is very difficult to fully explain situations, problems, access difficulties, building faults or their importance in a manner that is readily understandable by the reader. Should you have any difficulty in understanding anything contained within this report then you should immediately contact the inspector and have the matter explained to you. If you have any questions at all or require any clarification then contact the inspector prior to acting on this report.



TIMBER PEST INSPECTION

Please note that this inspection and report was a Visual only inspection to the readily accessible areas of the property as defined within the terms and conditions of this report.

Please ensure that you read all sections of the report as well as the additional information at the rear of the report and understand the limitations and the special recommendations for this construction style. If there is something you do not understand or require further clarification. Please contact the Inspector.

IMPORTANT NOTE:

The Client acknowledges that, unless stated otherwise, the Client as a matter of urgency should implement any recommendation or advice given in this Report.

The Summary is not the Report. The following Report must be read in full in conjunction with the Summary. If there is a discrepancy between the information provided in the Summary and that contained within the body of the Report, the information in the body of the Report shall override the Summary.



ACCESS AND RESTRICTIONS

Note

Inspection Information

For the purpose of visual timber pest inspection this timber pest inspection report which form part of a combined timber pest and building inspection.

The inspection information listed at the beginning of the building inspection report namely report information shall apply. Including the date and time of inspection, agreement number, who the report is prepared for and the description of the property inspected. THIS IS A VISUAL INSPECTION ONLY in accord with the requirements of AS4349.3-2010 - Inspection of buildings Part 3: Timber Pest Inspections.

Summary Only

Important Disclaimer

Important disclaimer

This summary and the opinion is supplied to allow a quick and superficial overview of the inspection results. This summary is not the report and cannot be relied upon on its own. This summary must be read in conjunction with the full report and not in isolation from the report. If there should happen to be any discrepancy between anything in the report and anything in this summary, the information in the report shall override that in this summary. The report is subject to terms and limitations.

Note: It is essential that you read the entire report; other inspectors may have and are entitled to different opinions in relation to this dwelling.

Note: This report should not be relied upon if the contract for sale becomes binding more than 30 days after the date of initial inspection. A re-inspection after this time is essential

1.1 Access to Areas

Areas where Access Should be Gained

Yes. Please read the report in its entirety

1.2 Timber Pest Activity

Was there any Termite Workings or Damage Found

No - Of the areas able to be inspected there were no termite workings or termite damage visible. Please read this report in its entirety.

Important note: This report is restricted to accessible/visible and safe areas available to us at the time of inspection. Due to obstruction by excess stored goods/furnishings or inadequate/unsafe access to specific areas of the dwelling, termites &/or termite damage maybe present and not identified to inaccessible/concealed areas. Further inspection is recommended when full access becomes available to inaccessible/concealed areas.

Were Any Live or Active Termites Found

No. Please read the report in its entirety

NOTE

Note: Any evidence of termite activity or workings in the grounds or building structure assumes that risk to buildings is very high. We strongly recommend a treatment to eradicate the termites and to protect the building.

Any Visible Borer of seasoned Timbers Found

No - Of the areas able to be inspected there were no borer or borer damage visible. Please read this report in its entirety.

Any Damage caused by Wood Decay, Rot Found

No - Read this report in its entirety.

NOTE

For complete and accurate information please refer to the attached complete visual timber pest report, provided in accord with as 4349.3

Are further inspections recommended

YES - read this report in its entirety.

Where any major safety hazards identified

NO - read this report in its entirety

Susceptibility of this property to timber pests

In our opinion, the susceptibility of this property to timber pests is considered to be EXTREMELY HIGH. Read the report in full

Is a Invasive Inspection Recommended

Yes - to inaccessible/obscured areas

1.3 Brief Description of the Structure Inspected**Building Type**

Free Standing Domestic House

Height

Single Storey

Floor

The floor is a concrete slab

Linings

Plasterboard

Garage

Carport

Roof

Pitched - Metal Clad

Cathedral Design - Note: We are unable to access the roof void on flat roof, skillion or cathedral ceiling design dwellings. The only method of accessing is by removing roof cladding. We cannot comment on whether any defects exist between the roof cladding and the ceiling lining.

Skillion (No Access)

Fences

Missing sections

Out Buildings

Verandah/Alfresco

Terms and Limitations

Important Information

Any person who relies upon the contents of this report does so acknowledging that the following clauses which define the scope and limitations of the inspection form an integral part of the report.

1. This is a visual inspection only in accord with the requirements of as 4349.3 Inspection of buildings part 3: Timber pest inspections. This visual inspection was limited to those areas and sections of the property to which reasonable access (see definition) was both available and permitted on the date of inspection. The inspection did not include breaking apart, dismantling, removing or moving objects including, but not limited to, foliage, mouldings, roof insulation/sisalation, floor or wall coverings, sidings, ceilings, floors, furnishings, appliances or personal possessions. The inspector cannot see inside walls, between floors, inside skillion roofing, inside the eaves, behind stored goods in cupboards, in other areas that are concealed or obstructed. The inspector did not dig, gouge, force or perform any other invasive procedures. An invasive inspection will not be performed unless a separate contract is entered into. In an occupied property it must be understood that furnishings or household items may be concealing evidence of timber pests which may only be revealed when the items are moved or removed. In the case of strata type properties only the interior of the unit is inspected.

2. Scope of report: This report is confined to reporting on the discovery, or non-discovery, of infestation and/or damage caused by subterranean and dampwood termites (white ants), borers of seasoned timber and wood decay fungi (hereinafter referred to as "timber pests"), present on the date of the inspection. The inspection did not cover any other pests and this report does not comment on them. Dry wood termites (family: Kalotermitidae) and european house borer (hylotrupes bujulus linnaeus) were excluded from the inspection, but have been reported on if, in the course of the inspection, any visual evidence of infestation happened to be found. If cryptotermes brevis (west indian dry wood termite) or hylotrupes bujulus linnaeus are discovered we are required by law to notify government authorities. If reported a special purpose report may be necessary.

3. Hidden damage: If timber pest activity and/or damage is found, within the structures or the grounds of the property, then damage may exist in concealed areas, eg framing timbers. An invasive inspection is strongly recommended in this case. Damage may only be found when wall linings, cladding or insulation are removed to reveal previously concealed timbers.

4. Limitations: Nothing contained in the report implies that any inaccessible or partly inaccessible areas or sections of the property being inspected by the inspector on the date of the inspection were not, or have not been, infested by timber pests. Accordingly this report is not a guarantee that an infestation and/or damage does not exist in any inaccessible or partly inaccessible areas or sections of the property. Nor is it a guarantee that a future infestation of timber pests will not occur or be found.

5. Determining extent of damage: The report is not a structural damage report. Any observations or recommendations about timber damage should not be taken as expert opinion and cannot be relied upon. The report will not state the full extent of any timber pest damage. The report will state timber damage found as 'slight', 'moderate', 'moderate to extensive' or 'extensive'. This information is not the opinion of an expert. If any evidence of timber pest activity and/or damage resulting from timber pest activity is reported either in the structure(s) or the grounds of the property, then you must assume that there may be concealed structural damage within the building(s). This concealed damage may only be found when wall linings, cladding or insulation is removed to reveal previously concealed timbers. An invasive timber pest inspection (for which a separate contract is required) is strongly recommended and you should arrange for a separate inspection by a qualified builder, engineer, or architect to carry out a structural inspection and to determine the full extent of the damage and the extent of repairs that may be required. You agree that neither we nor the individual conducting the inspection is responsible or liable for the repair of any damage whether disclosed by the report or not.

6. Mould: Mildew and non-wood decay fungi is commonly known as mould and is not considered a timber pest. However, mould and their spores may cause health problems or allergic reactions such as asthma and dermatitis in some people. No inspection for mould was carried out at the property and

No report on the presence or absence of mould is provided. Should any evidence of mould happen to be noticed during the inspection, it will be noted in the other information (5.11) Section of this report. If mould is noted as present within the property and you are concerned as to the possible health risk resulting from its presence then you should seek advice from your local council, state or commonwealth government health department or a qualified expert such as an industry hygienist.

7. Disclaimer of liability: No liability shall be accepted on account of failure of the report to notify any termite activity and/or damage present at or prior to the date of the report in any areas(s) or section(s) of the subject property physically inaccessible for inspection, or to which access for inspection is denied by or to the licensed inspector (including but not limited to any area(s) or section(s) so specified by the report).

8. Disclaimer of liability to third parties: Compensation will only be payable for losses arising in contract or tort sustained by the client named on the front of this report. Any third party acting or relying on this report, in whole or in part, does so entirely at their own risk.

9. Complaints procedure: In the event of any dispute or claim arising out of, or relating to the inspection or the report, you must notify us as soon as possible of the dispute or claim by email, fax or mail. You must allow us (which includes persons nominated by us) to visit the property (which visit must occur within twenty eight (28) days of your notification to us) and give us full access in order that we may fully investigate the complaint. You will be provided with a written response to your dispute or claim within twenty eight (28) days of the date of the inspection.

If you are not satisfied with our response you must within twenty one (21) days of your receipt of our written response refer the matter to a mediator nominated by us from the institute of arbitrators and mediators of australia. The cost of the mediator will be borne equally by both parties or as agreed as part of the mediated settlement.

Should the dispute or claim not be resolved by mediation then the dispute or claim will proceed to arbitration. The institute of arbitrators and mediators of australia will appoint an arbitrator who will hear and resolve the dispute. The arbitration, subject to any directions of the arbitrator, will proceed in the following manner:

A) the parties must submit all written submissions and evidence to the arbitrator within twenty one (21) days of the appointment of the arbitrator; and

(B) the arbitration will be held within twenty one (21) days of the arbitrator receiving the written submissions.

The arbitrator will make a decision determining the dispute or claim within twenty one (21) of the final day of the arbitration. The arbitrator may, as part of his determination, determine what costs, if any, each of the parties are to pay and the time by which the parties must be paid any settlement or costs. The decision of the arbitrator is final and binding on both parties. Should the arbitrator order either party to pay any settlement amount or costs to the other party but not specify a time for payment then such payment shall be made within twenty one (21) days of the order.

In the event you do not comply with the above complaints procedure and commence litigation against us then you agree to fully indemnify us against any awards, costs, legal fees and expenses incurred by us in having your litigation set aside or adjourned to permit the foregoing complaints procedure to complete.

9. Complaint investigation: In the event any litigation is started as a result of the inspection and/or report, you indemnify us against any legal fees and expenses incurred where you have not first allowed us the opportunity to visit the property to investigate the complaint and provide you with a written response within 28 days.

2. Visual Timber Pest Inspection Report

Important Information

For complete and accurate information please refer to the attached complete visual timber pest report, provided in accord with as 4349.3

2.1 Brief Description of Areas Inspected

NOTE

Only structures, fences & or trees within 30m of the building but within the property boundaries were inspected.

The areas inspected were

Exterior

Interior

Accessible/Visible Retaining Walls

Accessible/Visible Roof Void only

Carport

Accessible/Visible Verandah/Alfresco

2.2 Areas Not Inspected

Please Note

No inspection was made, and no report is submitted, of inaccessible areas. These include, but may not be limited to, cavity walls, concealed frame timbers, eaves, flat roofs, fully enclosed patios sub-floors, soil concealed by concrete floors, fireplace hearths, wall linings, landscaping, rubbish, floor coverings, furniture, pictures, appliances, stored items, insulation, hollow blocks/posts, etc.

Unable to Inspect

No crawl access available to some areas of the accessible roof cavity areas and perimeter/eaves due to inadequate clearance/crawl space. No comment can be provided on any potential defects that might be present in the inaccessible and concealed areas.

Storage platform in the roof cavity were not moved or disturbed at this time.

No inspection access available below floating timber floor coverings.

Skillion Roof Area

Below decking

Below concrete slab area/s

Goods/furnishings/stored goods were not moved or disturbed during this inspection.

Cathedral ceilings - Note: We are unable to access the roof void on flat roof, skillion roof or cathedral ceilings. The only method of accessing is by removing roof cladding. We cannot comment on whether any defects exist between the roof cladding and the ceiling lining.

Soil/vegetation to retaining walls was not moved or disturbed. No report is issued for concealed areas/sections

Floor coverings were not moved or disturbed during this inspection.

External vegetation obstructed some areas and was not moved or disturbed during this inspection. No report is issued for inaccessible/obscured areas. Reassess when clear.

2.3 Reasonable Access Areas Not Available and Why

Roof Void Because

Cathedral/raked or skillion roof areas - No crawl space.

Note: Important Limitations for Safe and Reasonable Access

Only areas where reasonable access was available were inspected. AS 4349.3 defines reasonable access and states that access will not be available where there are safety concerns, or obstructions, or the space available is less than the following:

ROOF VOID - the dimensions of the access hole must be at least 450mm x 400mm, and, reachable by a 2.1M step ladder or 3.6M ladder, and, there is at least 600mm x 600mm of space to crawl;

ROOF EXTERIOR - must be accessible by a 3.6M ladder

Reasonable access does not include the use of destructive or invasive inspection methods. Nor does reasonable access include cutting or making access traps, or moving heavy furniture or stored goods.

No crawl access available to the perimeter of the main/accessible roof cavity areas or to the adjacent eaves spaces

Storage platform in the roof cavity area were not moved or disturbed during this inspection. No report is issued for concealed/inaccessible timbers/areas

Sarking not moved or disturbed.

Skillion ceiling areas - No crawl space.

Sub Floor Due To

No access - concrete slab construction

Reasonable Access

Note: The Australian standard AS 3660 refers to AS 4349.3-2010 which defines reasonable access. Access will not be available where there are safety concerns, or obstructions, or the space available is less than the following: Subfloor - Access is normally not available where dimensions are less than 500mm x 400mm for the access hole and less than 400mm of crawl space beneath the lowest bearer, or, less than 500mm beneath the lowest part of any concrete floor.

It is strongly recommended that full access be granted to enable a thorough inspection to take place as it could be harboring timber pest activity and/or damage.

Please note since a complete inspection of the above areas was not possible, timber pest activity and/or damage may exist in these areas.

It is strongly recommended that full access be granted to enable a thorough inspection to take place as it could be harboring timber pest activity and/or damage.

2.4 Areas of Visual Inspection obstructed and why

Areas Obstructed

There is sarking present in the roof space/void. This is preventing a full inspection from being undertaken. It is strongly recommended that full access be gained as it could be harbouring timber pest activity and/or damage.

There is storage platform in the roof void which is preventing a full/thorough visual inspection taking place to all areas. It is strongly recommended that full access be granted to enable a thorough inspection to take place as it could be harbouring timber pest activity and/or damage.

The slab edge was not exposed, restricting a full inspection for termite ingress. The slab edge must be exposed so that a thorough inspection can be conducted for any termite infestation/access points.

Furnishings/goods to internal areas were not moved or disturbed during this inspection. No report is issued for inaccessible or concealed areas. Reassess when clear.

No complete access is available below decking. No report is issued for inaccessible areas.

Obscured/inaccessible retaining walls

Soil/vegetation to retaining walls was not moved or disturbed during this inspection.

Floor coverings were not moved or disturbed during this inspection.

No access to skillion roof frame

Cathedral/raked ceiling areas

External vegetation obstructed some areas and was not moved or disturbed during this inspection. No report is issued for inaccessible/obscured areas. Reassess when clear.

Please Note

Please note since a complete inspection of the above areas was not possible, timber pest activity and/or damage may exist in these areas.

2.5 High Risk Areas where access should be gained

Areas of High Risk requiring Inspection

Areas of high risk area(s) to which access should be gained, or fully gained, since they may show evidence of timber pests or damage:

High Risk Areas are

The slab edge has been covered by paths/paving/garden vegetation or soil. Slab edges where the slab and base brick courses join is an area where termite access can easily be obtained. This provides undetected termite entry and the degree of risk of termite infestation is high. It is essential that at least 75 mm of the slab edge be exposed so inspections can be made for any termite activity/entry between the base brick and the slab.

Important: If a complete inspection of the above areas was not possible, timber pest activity and/or damage may exist in these areas.

Further Inspections are strongly recommended to areas where Reasonable Access is Unavailable, Obstructed or Restricted or a High Risk of possible Timber Pests and /or Damage exists.

The roof space and subfloor areas could not be fully accessed due to inadequate access/clearance. Termites or termite damage may exist. Access must be made available to full inspect these areas.

The following further inspections are recommended

Furnished properties: Where a property is furnished at the time of the inspection the furnishings and stored goods may be concealing evidence of Timber Pest Activity. This evidence may only be revealed when the property is vacated. A further inspection of the vacant property is strongly recommended in this case.

Any areas not available to us at the time of inspection should be inspected

2.6 House Furnishings

Please Note

Where a property is furnished at the time of the inspection then you must understand that the furnishings and stored goods may be concealing evidence of timber pest activity. This evidence may only be revealed when the property is vacated. A further inspection of the vacant property is strongly recommended in this case.

No inspection was made and no report is submitted, of inaccessible areas. If a complete inspection of the areas in the dwelling was not possible, termite activity and/or damage may exist in these areas and nothing in this report implies that any inaccessible or partly inaccessible areas or sections of the property being inspected by me on the date of the inspection were not, or have not been infested by timber pests.

Accordingly, this report is does not report on inaccessible areas. This includes but may not be limited to concealed frame timbers, eaves, areas concealed by concrete floors, wall linings, soil, landscaping, rubbish, floor coverings (carpet lino etc.), Furniture, pictures, appliances (dishwashers, refrigerators, washing machines, ovens, microwave ovens, heating and cooling units etc.), Stored items (clothes on floor, boxes on floor and against walls, beds against walls and the like), insulation, hollow blocks/columns/posts/poles or other architectural hollow structures. Furnishings found at this dwelling were not inspected and do not form part of this inspection.

Was the dwelling Furnished

The dwelling was partialy furnished.



TIMBER PEST FINDINGS

3. Subterranean Termites

Were Active or Live Termites Visible

No. Of the visible and accessible areas inspected, there were no visible termites found at the time of the inspection.

Important note: This report is restricted to accessible/visible and safe areas available to us at the time of inspection. Due to obstruction by excess stored goods/furnishings or inadequate/unsafe access to specific areas of the dwelling, termites &/or termite damage maybe present and not identified to inaccessible/concealed areas. Further inspection is recommended when full access becomes available to inaccessible/concealed areas.

3.1 Termite Nests

Was a Termite Nest Found

No termite nests found at time of inspection.

3.2 Subterranean Termite Damage or workings

Any workings or damage found

No. Of the visible and accessible areas inspected, no termite working or timber damage found at the time of the inspection. Note: Given the type of construction and location, timber pest activity &/or damage maybe present to inaccessible/concealed areas. Inspect regularly and contract a licensed pest controller for further assistance if necessary.

Please Note

Where or if any evidence of termite activity was found in the grounds then the risk to buildings is very high. A treatment to eradicate the termites and to protect the building(s) should be carried out. Where the evidence of termite workings was found in the grounds or the building(s) then the risk of a further attack is very high.

Was any evidence of timber damage visible

Please see building report on structural damage finding and repairs required. If this is a Timber Pest Inspection only and if any evidence or damage has been reported then you must have a building inspection completed to determine the full extent of damage and the estimated cost of repairs or timber replacement (See Terms & Limitations).

If damage is visible does it present a safety risk

Important Note: Where a Major Safety Hazard is identified above, it must be attended to and/or rectified to avoid the possibility of personal injury &/or death.

VERY Important:

If live termites or any evidence of termite workings or damage was reported above within the building(s) or in the ground and fences then it must be assumed that there may be concealed termite activity and/or timber damage. This concealed activity or damage may only be found when alterations are carried out such as when wall linings, cladding or insulation are removed or if you arrange for an invasive inspection. We claim no expertise in structural engineering or building. We strongly recommend that you have a qualified person such as a Builder, Engineer, Architect or other qualified expert in the building trade determine the full extent of the damage, if any. This may require an invasive inspection. We take no responsibility for the repair of any damage whether disclosed by this report or not. (See Terms & Limitations).

Where visual evidence of termite workings and/or damage is reported above, but no live termites were present at the time of inspection, you must realize that it is possible that termites are still active in the immediate vicinity and the termites may continue to cause further damage. It is not possible, without benefit of further investigation and a number of inspections over a period of time, to ascertain whether any infestation is active or inactive. Active termites may simply have not been present at the time of inspection due to a prior disturbance, climatic conditions, or they may have been utilizing an alternative feeding source. Continued, regular, inspections are essential. Unless written evidence of a termite protection program in accord with "Australian Standard 3660" with ongoing inspections is provided, you must arrange for a treatment in accord with "Australian Standard 3660" to be carried out immediately to reduce the risk of further attack.

General remarks: A more thorough INVASIVE INSPECTION is available (refer to section 9). Where any current visible evidence of Timber Pest activity is found it is strongly recommended that a more invasive inspection is performed. Trees and stumps on the property with a diameter more than 100mm have been visually inspected for evidence of termite activity to a height of 2m where access was possible and practical. It is very difficult, and generally impossible to locate termite nests since they are underground and evidence in trees is usually well concealed. We therefore strongly recommend that you arrange to have trees test drilled for evidence of termite nests.

3.3 Any Evidence of a Previous Termite Treatment

Any Evidence of previous Treatments Found

No, there was no visible evidence or a previous termite treatment was located at the property.

Warning

Warning: If evidence of drill holes in concrete or brickwork or other signs of a possible previous treatment are reported then the treatment was probably carried out because of an active termite attack. Extensive structural damage may exist in concealed areas. If evidence of previous treatments or termite activity was identified the you should have an invasive inspection carried out and have a builder determine the full extent of any damage and the estimated cost of repairs as the damage may only be found when wall linings etc. Are removed. Normally if a termite treatment has been carried out then a durable notice should be located in the meter box indicating the type of termite shield system, treated zone or combination has been installed.

3.4 Durable Notice

Was a Treatment Notice Found

No, a durable notice was not found during the inspection.

Please Note

This firm can give no assurances with regard to work that may have been previously performed by other firms. You should obtain copies of all paperwork and make your own inquiries as to the quality of the treatment, when it was carried out and warranty information. In most cases you should arrange for a treatment in accord with "australian standard 3660" be carried out to reduce the risk of further attack.

3.5 Borer

Borer Information

Borer information: *Lyctus brunneus* (powder post beetle) is not considered a significant pest of timber. Damage is confined to the sapwood so treatment or timber replacement is not usually required. However, you should have a building expert investigate if any timber replacement is required.

Anobium punctatum (furniture beetle) and *calymmaderus incisus* (queensland pine beetle) must always be considered active, unless proof of treatment is provided, because, unless the timber is ground up, one cannot determine conclusively if activity has ceased. Total timber replacement of all susceptible timbers is recommended. A secondary choice is treatment. However, the evidence and damage will remain and the treatment may need to be carried out each year for up to three years.

Was Visible Evidence of Borer Found

No

Please Note

If any evidence or damage has been reported then you must have a building expert determine the full extent of damage and the estimated cost of repairs or timber replacement (see terms & limitations). Borer activity is usually determined by the presence of exit holes and/or frass. Since a delay exists between the time of initial infestation and the appearance of these signs, it is possible that some borer activity may exist that is not discernible at the time of inspection.

3.6 Borer Recommendations

Borer Recommendations

No treatment recommended at this stage.

Note: Only *lyctus* borer/powder post borer, pin-hole borer and furniture beetle presence is inspected.

4. Timber Fungal Decay - Rot

Evidence of Wood Decay Fungi -Rot

No

Extent of Damage Caused by Rot

If any evidence of fungal decay or damage is reported you should consult a building expert determine the full extent of damage and the estimated cost of repairs or timber replacement (see terms & limitations).

Does the damage present a Major Safety Hazard

Important Note: Where a Major Safety Hazard is identified above, it must be attended to and/or rectified to avoid the possibility of personal injury &/or death.

We claim no expertise in building and if any evidence of fungal decay or damage is reported you should consult a building expert to determine the full extent of damage and the estimated cost of repairs or timber replacement.



CONDUCTIVE CONDITIONS

5. Conductive Conditions to Timber Pests

Water leaks

No visible pipe leakage or evidence of water leaks to accessible/visible pipe sections was found at time of inspection.

Please Note

Water leaks, especially in or into the sub-floor or against the external walls ie: Leaking taps, water tanks or down pipes and or guttering, increases the likelihood of termite attack. Leaking showers or leaks from other „wet areas“ also increase the likelihood of concealed termite attack. These conditions are also conducive to borer activity and wood decay.

If any leaks were reported then you must have a plumber or other building expert to determine the full extent of damage and the estimated cost of repairs.

5.1 Hot Water Unit Overflow

Please Note

Hot water services and air conditioning units which release water alongside or near to building walls need to be connected to a drain (if this is not possible then their water outlet needs to be piped several meters away from the building) as the resulting wet area is highly conducive to termites.

Water tanks should not leak and the overflow should be adequately connected to storm water. A plumber should be engaged if the water tank overflow is not connected to storm water.

Was the overflow sufficiently drained

Yes

Was the Water tank Overflow connected to Storm

N/A

Was the Air Conditioner Sufficiently Drained

Yes

5.2 Moisture Readings

Was there any Excessive Moisture Readings

At the time of the inspection, our electronic moisture meter readings were normal.

Please Note

High moisture readings can be caused by any one of the following: Poor ventilation, ineffective drainage, leaking pipes, leaking roofs, defective flashing or by concealed termite activity. The areas of high moisture should be investigated by way of an invasive inspection. If high moisture was reported then further assessment and rectification by the appropriate trades as outlined in the building report is recommended.

Equipment Of Moisture detection used

If high moisture was reported then you must have a building expert investigate the moisture and its cause and determine the full extent of damage and the estimated cost of repairs.

Protimeter - Mini C

5.3 Sub Floor Ventilation

Sub Floor Ventilation Findings

Not applicable - Slab footing construction.

5.4 Slab Edge Exposure

Is the Slab Edge adequately Exposed

No. Slab edge should be fully exposed in all areas a minimum of 75mm.

5.5 Weep Holes and Sub Floor Vents

Were the weep holes Clear of debris

Not applicable.

Were the vents clear

Not applicable.

Please Note

It is very important that soil, lawn, concrete paths or pavers do not cover the weep holes. Sometimes they have been covered during the rendering of the brick work. They should be clean and free flowing. Covering the weep holes in part or in whole may allow undetected termite entry.

6. Ant Capping and Termite Shields

The Termite Shields Appear To Be

Not applicable

Please Note

Termite shields (ant caps) should be in good order and condition so termite workings are exposed and visible. This helps stop termites gaining undetected entry. Joins in the shielding should have been soldered during the installation. Whenever it is observed that the joins in the shielding have not been soldered then the shielding must be reported as inadequate. It may be possible for a builder to repair the shielding. If not, a chemical treated zone may need to be installed to deter termites from gaining concealed access to the building. Missing, damaged or poor shields increase the risk of termite infestation. If considered inadequate a builder or other building expert should be consulted. Other physical shield systems are not visible to inspection and no comment is made on such systems.

7. Areas Found Conducive To Termite Infestation

Conducive Areas Requiring Amendments

The slab edge is not fully exposed in all areas. (75mm recommended adequate exposure) the degree of risk is high. The slab edge must be exposed so that a thorough inspection can be conducted for any termite infestation/ access points.

Old tree stumps are located on site. These need to be removed, as they are conducive conditions for a termite nest. The degree of risk is moderate to high.

Tree/leafy environment: The house is located in an area which is high risk due to the environmental surrounds. It is close to large gum trees and parkland. The degree of risk is moderate to high and therefore a termite management plan/treatment is strongly advised.

There is bark chips/mulch to garden beds located close to the house. Bark chips can provide conducive conditions for termites. Remove/replace bark chips with termite resistant material. The degree of risk is moderate to high.

8. Environmental Conditions

Are Trees Close to Home

Trees are in close proximity to the dwelling and within the termite foraging area. These are a favorable influence for termite infestation and i recommend you liaise with the neighbours to have regularly checked and if in your site, organise regular inspections for termite infestation.

Other Informational

Refer to important maintenance advice regarding ipm below.

9. Thermal Imaging Results

Observation

No thermal anomalies were detected.

An infrared thermal imager was utilised during the inspection.

No thermal anomalies were detected during this inspection, however various factors must be taken into effect which may hamper or impede the reading obtainable by the imager. These factors include obstructions, ambient temperature, wall material and thickness etc. If any surface is restricted visually or otherwise, a proper thermal reading is not possible and is not within the scope of this inspection. Any findings or otherwise is reported on at the time of the inspection only.



OVERALL ASSESSMENT

10. Overall Assessment of Property

Please Note

Where or if there has been evidence of live termites or termite damage or termite workings (mudding) found in the building(s) then the risk of a further attack is extremely high. Where evidence of live termites or termite damage or termite workings was found in the grounds but not in the buildings then the risk to buildings must be reported as high to extremely high.

Degree of Risk of Termite Infestation is

The overall degree of risk of timber pest infestation to this property appears to be extremely high - See notes below.

The overall degree of risk of timber pest infestation is a subjective assessment by the inspector at the time of the inspection taking into account many factors which include but are in no way limited to location and proximity to bush land and trees, the presence of evidence of timber pest damage or activity close to the inspected structure or within the inspected structure, conducive conditions that raise the potential of timber pest attack such as timbers in contact with soil, inaccessible areas, slab on ground construction etc, or other factors that in the inspectors opinion, raise the risk of future timber pest attack. It should be noted that even if a risk factor is high, this is not meant to deter a purchaser from purchasing the property, it is just to make them aware that increased vigilance is warranted and any recommendations regarding reducing conducive conditions or frequency of inspections should be headed by any property owner. Often, by reducing or eliminating some of the conducive conditions, the risk factor may be lowered.

11. Subterranean Termite Treatment Recommendation

Treatment Recommendation

It is assumed a termite management barrier was provided to the dwelling at the time of construction. We are unable to confirm the efficiency of the barrier and strongly advise 12 monthly inspections. Should there be any concerns a management program in accord with AS 3660-2000 to protect against subterranean termites maybe installed

12. Future Inspections

Future Inspections

Future inspections: As 3660.2-2000 Recommends that inspections be carried out at intervals no greater than annually and where timber pest "pressure" is greater, this interval should be shortened. Inspections will not stop timber pest infestations; however, the damage which may be caused will be reduced when the infestation is found at an early stage.

Due to the degree of risk of subterranean termite infestation noted above and all other findings of this report, we strongly recommend that a full inspection and written report in accord with as 4349.3 Or as 3660.2-2000

Recommended Inspection Intervals

6 Months.

13. General Remarks

Please Read

Please read: A more thorough invasive inspection is available. Where any current visible evidence of timber pest activity is found it is strongly recommended that a more invasive inspection is performed. Trees on the property up to a height of 2m have been visually inspected, where possible and practicable, for evidence of termite activity. It is very difficult, and generally impossible to locate termite nests since they are underground and evidence in trees is usually well concealed. We therefore strongly recommend that you arrange to have trees test drilled for evidence of termite nests.

Important maintenance advice regarding integrated pest management for protecting against timber pests

Any structure can be attacked by timber pests. Periodic maintenance should include measures to minimize possibilities of infestation in and around a property. Factors which may lead to infestation from timber pests include situations where the edge of the concrete slab is covered by soil or garden debris, filled areas, areas with less than 400mm clearance, foam insulation at foundations, earth/wood contact, damp areas, leaking pipes, etc.; Form-work timbers, scrap timber, tree stumps, mulch, tree branches touching the structure, wood rot, etc. Gardens, pathways or turf abutting or concealing the edge of a concrete slab will allow for concealed entry by timber pests. Any timber in contact with soil such as form-work, scrap timbers or stumps must be removed from under and around the buildings and any leaks repaired. You should endeavor to ensure such conditions do not occur around your property.

It is strongly recommended that a full inspection to as 4349.3 Or as 3660.2-2000 Be carried out at least once every 12 months. Regular inspections do not stop timber pest attack, but are designed to limit the amount of damage that may occur by detecting problems early.

We further advise that you engage a professional pest control firm to provide a termite management program in accord with as 3660 to minimize the risk of termite attack. There is no way of preventing termite attack. Even as 3660 advises that "the provision of a complete termite barrier will impede and discourage termite entry into a building. It cannot prevent termite attack. Termites can still bridge or breach barriers but they can be detected more readily during routine inspections."

Disclaimer of liability:- No liability shall be accepted on account of failure of the report to notify any termite activity and/or damage present at or prior to the date of the report in any areas(s) or section(s) of the subject property physically inaccessible for inspection, or to which access for inspection is denied by or to the licensed inspector (including but not limited to any area(s) or section(s) so specified by the report).

Disclaimer of liability to third parties: - This report is made solely for the use and benefit of the client named on the front of this report. No liability or responsibility whatsoever, in contract or tort, is accepted to any third party who may rely on the report wholly or in part. Any third party acting or relying on this report, in whole or in part, does so at their own risk.

Before you decide to purchase this property you should read and understand the following important information. It will help explain what is involved in a timber pest inspection, the difficulties faced by a timber pest inspector and why it is not possible to guarantee that a property is free of timber pests. It also details important information about what you can do to help protect your property from timber pests. This information forms an integral part of the report.

14. Reasonable Access

Access to Inspect

The Building and the site including fencing that is up to 30 meters from the building and within the boundaries of the site. Where present and accessible, the Inspection shall include.

- (a) The interior of the building.
- (b) The roof space.
- (c) The exterior of the building
- (d) The sub-floor space
- (e) The roof exterior
- (f) The property within 30 m of the building subject to inspection.

Visual Inspection Only

This is a visual inspection only limited to those areas and sections of the property fully accessible and visible to the inspector on the date of inspection. The inspection did not include breaking apart, dismantling, removing or moving objects including, but not limited to, foliage, mouldings, roof insulation/ sisalation, floor or wall coverings, sidings, ceilings, floors, furnishings, appliances or personal possessions. The inspector cannot see inside walls, between floors, inside skillion roofing, behind stored goods in cupboards and other areas that are concealed or obstructed. The inspector did not dig, gouge, force or perform any other invasive procedures. Visible timbers cannot be destructively probed or hit without the written permission of the property owner.

Very Important note to the purchaser.

In the event that areas where access is restricted or not accessed structural defects, termite damage or activity may be present but not seen. Access should be provided and a follow up or re-Inspection should take place. This Inspection will be provided for you at nominal cost. Please consult with the vendor and request full access to restricted areas. This should be done prior to a decision to purchase.

Access to inspect:

Only areas to which reasonable access is available were inspected. The Australian standard 4349.3 Defines reasonable access as "areas where safe, unobstructed access is provided and the minimum clearances specified in the table below are available or, where these clearances are not available, areas within the consultant's unobstructed line of sight and within arm's length. Reasonable access does not include removing screws and bolts to access covers." Reasonable access does not include the use of destructive or invasive inspection methods. Nor does reasonable access include cutting or making access traps, or moving heavy furniture or stored goods.

A more thorough invasive inspection is available. Where any current visible evidence of timber pest activity is found it is strongly recommended that a more invasive inspection is performed. Trees on the property up to a height of 2m have been visually inspected, where possible and practicable, for evidence of termite activity. It is very difficult, and generally impossible to locate termite nests since they are underground and evidence in trees is usually well concealed. We therefore strongly recommend that you arrange to have trees test drilled for evidence of termite nests.

Important maintenance advice regarding integrated pest management for protecting against timber pests.

Any structure can be attacked by timber pests. Periodic maintenance should include measures to minimize possibilities of infestation in and around a property. Factors which may lead to infestation from timber pests include situations where the edge of the concrete slab is covered by soil or garden debris, filled areas, areas with less than 400mm clearance, foam insulation at foundations, earth/wood contact, damp areas, leaking pipes, etc.; Form-work timbers, scrap timber, tree stumps, mulch, tree branches touching the structure, wood rot, etc. Gardens, pathways or turf abutting or concealing the edge of a concrete slab will allow for concealed entry by timber pests. Any timber in contact with soil such as form-work, scrap timbers or stumps must be removed from under and around the buildings and any leaks repaired. You should endeavor to ensure such conditions do not occur around your property.

It is strongly recommended that a full inspection to as 4349.3 Or as 3660.2-2000 Be carried out at least once every 12 months. Regular inspections do not stop timber pest attack, but are designed to limit the amount of damage that may occur by detecting problems early.

We further advise that you engage a professional pest control firm to provide a termite management program in accord with as 3660 to minimize the risk of termite attack. There is no way of preventing termite attack. Even as 3660 advises that "the provision of a complete termite barrier will impede and discourage termite entry into a building. It cannot prevent termite attack. Termites can still bridge or breach barriers but they can be detected more readily during routine inspections."

Disclaimer of liability: No liability shall be accepted on account of failure of the report to notify any termite activity and/or damage present at or prior to the date of the report in any areas(s) or section(s) of the subject property physically inaccessible for inspection, or to which access for inspection is denied by or to the licensed inspector (including but not limited to any area(s) or section(s) so specified by the report).

Disclaimer of liability to third parties: This report is made solely for the use and benefit of the client named on the front of this report. No liability or responsibility whatsoever, in contract or tort, is accepted to any third party who may rely on the report wholly or in part. Any third party acting or relying on this report, in whole or in part, does so at their own risk.

Before you decide to purchase this property you should read and understand the following important information. It will help explain what is involved in a timber pest inspection, the difficulties faced by a timber pest inspector and why it is not possible to guarantee that a property is free of timber pests. It also details important information about what you can do to help protect your property from timber pests. This information forms an integral part of the report.

Area access hole into roof space - 450 X 400mm access hole required

Crawl space height in actual roof space - 600 X 600mm crawl space required

Height from floor into roof space - Accessible from 2.1M step ladder or 3.6M ladder placed against a wall.

Subfloor access hole - 500 X 400mm access hole required

Timber sub floor clearance required - 400Mm to bearer, joist or other obstruction

Concrete floor - 500Mm roof exterior accessible from a 3.6M ladder

Roof exterior - Accessible with a 3.6 Meter ladder

A more invasive physical inspection is available and recommended.

As detailed above, there are many limitations to this visual inspection only. With the permission of the owner of the premises we will perform a more invasive physical inspection that involves moving or lifting: Insulation, stored items, furniture or foliage during the inspection. We will physically touch, tap, test and when necessary force/ gouge suspected accessible timbers. We will gain access to areas, where physically possible and considered practical and necessary, by way of cutting traps and access holes. This style of report is available by ordering with several days' notice. Inspection time for this style of report will be greater than for a visual inspection. It involves disruption in the case of an occupied property, and some permanent marking is likely. You must arrange for the written permission of the owner who must acknowledge all the above information and confirm that our firm will not be held liable for any damage caused to the property. Price is available on request.

Visual Inspection Only

This is a visual inspection only limited to those areas and sections of the property fully accessible and visible to the inspector on the date of inspection. The inspection did not include breaking apart, dismantling, removing or moving objects including, but not limited to, foliage, mouldings, roof insulation/ sisalation, floor or wall coverings, sidings, ceilings, floors, furnishings, appliances or personal possessions. The inspector cannot see inside walls, between floors, inside skillion roofing, behind stored goods in cupboards and other areas that are concealed or obstructed. The inspector did not dig, gouge, force or perform any other invasive procedures. Visible timbers cannot be destructively probed or hit without the written permission of the property owner.

Very Important note to the purchaser.

In the event that areas where access is restricted or not accessed structural defects, termite damage or activity may be present but not seen. Access should be provided and a follow up or re-Inspection should take place. This Inspection will be provided for you at no cost. Please consult with the vendor and request full access to restricted areas. This should be done prior to a decision to purchase.

15. Maintenance Advice

Please Read

Important maintenance advice regarding integrated pest management (ipm) for protecting against timber pests:

No property is safe from termites!

Termites are the cause of the greatest economic losses of timber in service in australia.

Independent data compiled by state forests shows 1 in every 5 homes is attacked by termites at some stage in its life. Australia's subterranean termite species (white ants) are the most destructive timber pests in the world. In fact it can take "as little as 3 months for a termite colony to severely damage almost all the timber in a home".

How termites attack your home

The most destructive species live in large underground nests containing several million timber destroying insects. The problem arises when a nest matures near your home. Your home provides natural shelter and a food source for the termites. The gallery system of a single colony may exploit food sources over as much as one hectare, with individual galleries extending up to 50 meters to enter your home, where there is a smörgåsbord of timber to feast upon. Even concrete slabs do not act as a barrier; they can penetrate through cracks in the slab to gain access to your home. They even build mud tubes to gain access to above ground timbers. In rare cases termites may create their nest in the cavity wall of the property without making ground contact. In these cases it may be impossible to determine their presence until extensive timber damage occurs.

Termite damage

Once in contact with the timber they excavate it often leaving only a thin veneer on the outside. If left undiscovered the economic species can cause many thousands of dollars damage and cost two to five thousand dollars (or more) to treat.

Subterranean termite ecology

These termites are social insects usually living in underground nests. Nests may be in trees or in rare instances they may be in above ground areas within the property. They tunnel underground to enter the building and then remain hidden within the timber making it very difficult to locate them. Where timbers are concealed, as in most modern homes, it makes it even more difficult to locate their presence. Especially if gardens have been built up around the home and termite barriers are either not in place or poorly maintained. Termites form nests in all sorts of locations and they are usually not visible. There may be more than one nest on a property. The diet of termites in the natural environment is the various hardwood and softwood species growing throughout Australia. These same timbers are used in buildings. Worker termites move out from their underground nest into surrounding areas where they obtain food and return to nurture the other casts of termites within the nest. Termites are extremely sensitive to temperature, humidity and light and hence cannot move over ground like most insects. They travel in mud encrusted tunnels to the source of food. Detection of termites is usually by locating these mud tunnels rising from the ground into the affected structure. This takes an expert eye. Termite barriers protect a building by forcing termites to show themselves. Termites can build mud tunnels around termite barriers to reach the timber above. The presence of termite tracks or leads does not necessarily mean that termites have entered the timber though. A clear view of walls and piers and easy access to the sub-floor means that detection should be fairly easy. However many styles of construction do not lend themselves to ready detection of termites. The design of some properties is such that they make the detection by a pest inspector difficult, if not impossible. The tapping and probing of walls and internal timbers is an adjunct or additional means of detection of termites but is not as reliable as locating tracks. The use of a moisture meter is a useful aid for determining the presence of termites concealed behind thin wall panels, but it only detects high levels of activity. Older damage that has dried out will not be recorded. It may also provide false readings. Termite tracks may be present in the ceiling space however some roofs of a low pitch and with the presence of insulation, air conditioning ductwork and hot water services may prevent a full inspection of the timbers in these areas. Therefore since foolproof and absolute certain detection is not possible the use of protective barriers and regular inspections is a necessary step in protecting timbers from termite attack.

Borers of seasoned timbers

Borers are the larvae of various species of beetles. The adult beetles lay their eggs within the timber. The eggs hatch out into larvae (grubs) which bore through the timber and can cause significant structural damage. The larvae may reside totally concealed within the timber for a period of several years before passing into a dormant pupae stage. Within the pupae case they metamorphose (change) into the adult beetle which cuts a hole in the outer surface of the timber to emerge, mate and lay further eggs to continue the cycle. It is only through the presence of these emergence holes, and the frass formed when the beetles cut the exit holes that their presence can be detected. Where floors are covered by carpets, tiling, or other floor coverings and where no access to the under floor area is available it is not possible to determine whether borers are present or not. This is particularly the case with the upper floors of a dwelling. Borers of 'green' unseasoned timber may also be present. However these species will naturally die out as the timbers dry out in service. Whilst some emergence holes may occur in a new property it would be unusual for such a borer to cause structural damage, though the exit holes may be unsightly.

Anobium borer (furniture beetle) and queensland pine borer

These beetles are responsible for instances of flooring collapse, often triggered by a heavy object being placed on the floor (or a person stepping on the affected area!) Pine timbers are favored by this beetle and, while the sapwood is preferred, the heartwood is also sometimes attacked. Attack by this beetle is usually observed in timbers that have been in service for 10-20 years or more and mostly involves flooring and timber wall paneling. The frass from the flight holes (faeces and chewed wood) is fine and gritty. Wood attacked by these borers is often honeycombed.

Lyctus borer (powder post beetle)

These borers only attack the sapwood of certain susceptible species of hardwood timber. Since it is a requirement that structural timbers contain no more than 25% lyctus susceptible sapwood these borers are not normally associated with structural damage. Replacement of affected timbers is not recommended and treatment is not approved. Where decorative timbers are affected the emergence holes may be considered unsightly in which case timber replacement is the only option. Powder post beetles mostly attack during the first 6-12 months of service life of timber. As only the sapwood is destroyed, larger dimensional timbers (such as rafters, bearers and joists) in a house are seldom weakened significantly to cause collapse. In small dimensional timbers (such as tiling and ceiling battens) the sapwood may be extensive, and its destruction may result in collapse. Replacement of these timbers is the only option available.

Timber decay fungi

The fruiting bodies of wood decay fungi vary in size, shape and colour. The type of fungi encountered by pest controllers usually reside in poorly ventilated sub-floors, below wet areas of the home, exterior timbers and in areas that retain water in the soil. The durability and type of timbers are factors along with the temperature and environment. Destruction of affected timbers varies with the symptoms involved. Removal of the moisture source usually alleviates the problem. Fungal decay is attractive to termites and if the problem is not rectified it may well lead to future termite attack.

The Inspection and Report was carried out by: Nigel Walsh

Contact the Inspector on: 0412 853666

For and on Behalf of: Coal Coast Inspections

